


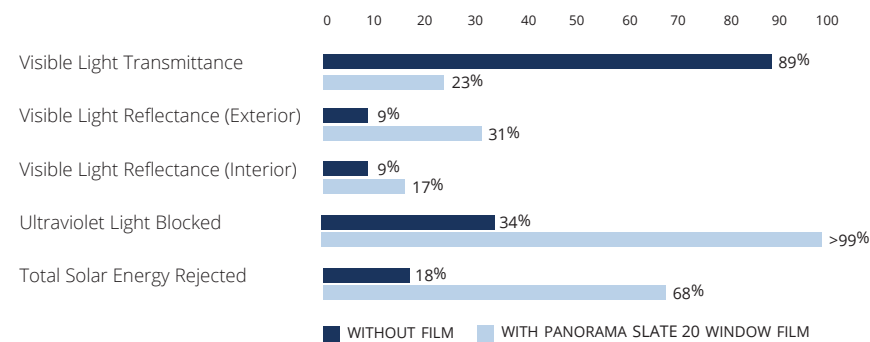
PANORAMA® SLATE 20



INTERIOR VIEW



Comparison of performance on 1/4" (6mm) thick clear glass.




PANORAMA® SLATE 20

Slate 20 offers optimum privacy, strong heat and glare reduction, with softened natural light. This film is neutrally tinted, hardly noticeable from inside, with a reflective finish outside.

The Dual-Reflective Slate Series offers exceptional solar rejection performance with a more neutral finish. These films maintain views with reduced interior and exterior reflectance, while increasing privacy by day, and offering minimal reflectivity at night. The Slate Series is ideal for applications where glare is a primary consideration.

PANORAMA® SLATE 20



EXTERIOR VIEW

Performance Parameters for Different Window Types

	1/8" (3mm) Single clear		1/4" (6 mm) Single clear		1/8" (3mm) Double clear		1/4" (6mm) Double clear	
	No film	Slate 20	No film	Slate 20	No film	Slate 20	No film	Slate 20
Visible light								
Transmittance %	90	23	89	23	81	21	79	21
Reflectance exterior %	9	31	9	31	16	35	15	33
Reflectance interior %	9	17	9	17	16	17	15	17
Glare reduction %	0	75	0	75	0	74	0	74
Solar Energy								
Total solar energy rejected %	14	69	18	68	24	58	30	58
Solar heat gain coefficient	.86	.31	.82	.32	.76	.42	.70	.42
Energy distribution								
Transmittance %	83	16	77	15	69	14	61	13
Absorptance %	9	47	16	53	18	53	27	60
Reflectance %	8	37	7	32	13	33	12	27
Thermal energy								
Emissivity	.84	.84	.84	.84	.84	.84	.84	.84
Winter U-factor (Btu hr/ft ² °F)	1.04	1.04	1.02	1.02	.48	.48	.47	.47
Fade control								
UV Tdw-ISO @ 300 to 700 nm %	85	18	82	18	74	17	70	16
Fade reduction %	0	79	0	78	0	77	0	77
Ultraviolet light blocked @ 300 to 380 nm %	27	>99	34	>99	41	>99	50	>99



1. Performance results are calculated using NFRC methodology and LBNL Window software, and are subject to variations within industry standards and only intended for estimating purposes. This data is provided for informational purposes only and are subject to normal manufacturing variances.
 2. Performance results for glare and fade reduction are calculated by comparing filmed glass to that of untreated glazing.

ONLY AVAILABLE THROUGH A PANORAMA DEALER
 For full details and additional information please visit www.solargard.com/panorama.

SK0314PANSL2 09/20
 © Copyright 2020, Saint-Gobain
 High Performance Solutions and/or its affiliates

All Rights Reserved • www.solargard.com

Please recycle

